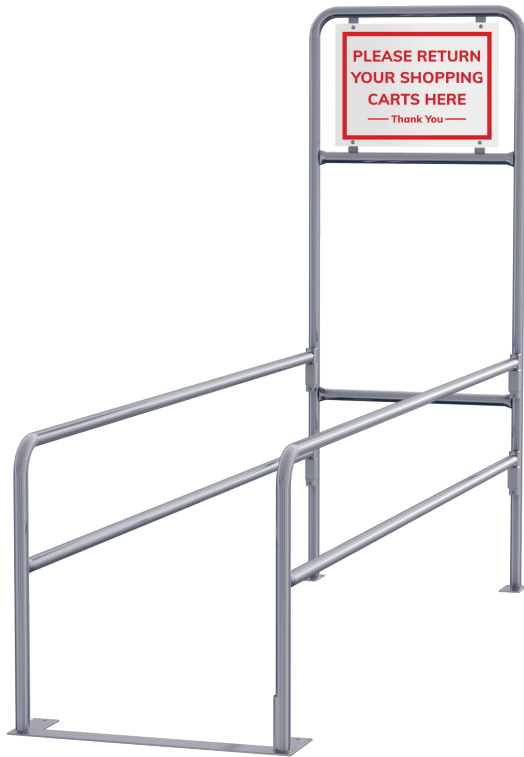




Designers and Manufacturers of Retail Solutions for Over 60 Years



# STANDARD CART CORRALS

Provide significant labor savings and extend the life of your shopping carts while reinforcing a positive brand image. Made of galvanized steel with optional signage, Cart Corrals consolidate carts into defined locations for efficient retrieval, lessening liability and preventing damage to automobiles and shopping carts. Signs are sold separately.

## FEATURES:

- Available in four widths and a range of configurations
- 9', 12' or 15' rail lengths
- Made of heavy-duty galvanized steel
- Corrals snap together easily; no tools required for assembly
- Standard double-sided sign in red print

## OPTIONS:

- Custom single-color signs
- Custom signs featuring full color imagery  
(all custom designs require camera-ready artwork)
- Protective bumpers
- After hours cart locking system
- Additional optional accessories listed on page 2

Single Entry



Double Entry



## CART CORRAL STYLES

Available in a variety of sizes and configurations, with or without lane dividers.



Single Wide



Double Wide




Triple Wide




Warehouse

## EASY INSTALLATION

Single Entry



Double Entry



Cart Corral components  
snap together with spring pins.



## TURNKEY SERVICE

We offer delivery, installation and the removal of existing corrals.  
Nationwide shipping from California, Michigan, Texas and Virginia.

*Speak with a Peggs Representative to learn more.*



### Single Entry Cart Corrals

PART #	ROW DIVIDER	LANES	LANE WIDTH	OUTSIDE WIDTH	LENGTH	HEIGHT
OCC1SE-SW-09-2	NO	1	28 3/4"	32"	9'	83"
OCC1SE-SW-12-2	NO	1	28 3/4"	32"	12'	83"
OCC1SE-SW-15-2	NO	1	28 3/4"	32"	15'	83"
OCC1SE-DW-09-2	NO	1	60 3/4"	64"	9'	83"
OCC1SE-DW-12-2	NO	1	60 3/4"	64"	12'	83"
OCC1SE-DW-15-2	NO	1	60 3/4"	64"	15'	83"
OCC1SE-DW-09-3	YES	2	29 9/16"	64"	9'	83"
OCC1SE-DW-12-3	YES	2	29 9/16"	64"	12'	83"
OCC1SE-DW-15-3	YES	2	29 9/16"	64"	15'	83"
OCC1SE-WH-09-2	NO	1	73 3/4"	77"	9'	83"
OCC1SE-WH-12-2	NO	1	73 3/4"	77"	12'	83"
OCC1SE-WH-15-2	NO	1	73 3/4"	77"	15'	83"
OCC1SE-WH-09-3	YES	2	36 1/16"	77"	9'	83"
OCC1SE-WH-12-3	YES	2	36 1/16"	77"	12'	83"
OCC1SE-WH-15-3	YES	2	36 1/16"	77"	15'	83"
OCC1SE-TW-09-2	NO	1	86 3/4"	90"	9'	83"
OCC1SE-TW-12-2	NO	1	86 3/4"	90"	12'	83"
OCC1SE-TW-15-2	NO	1	86 3/4"	90"	15'	83"
OCC1SE-TW-09-4	YES	3	27 3/4"	90"	9'	83"
OCC1SE-TW-12-4	YES	3	27 3/4"	90"	12'	83"
OCC1SE-TW-15-4	YES	3	27 3/4"	90"	15'	83"

### Double Entry Cart Corrals

PART #	ROW DIVIDER	LANES	LANE WIDTH	OUTSIDE WIDTH	LENGTH	HEIGHT
OCC2DE-SW-09-4	NO	1	28 3/4"	32"	18'	83"
OCC2DE-SW-12-4	NO	1	28 3/4"	32"	24'	83"
OCC2DE-SW-15-4	NO	1	28 3/4"	32"	30'	83"
OCC2DE-DW-09-4	NO	1	60 3/4"	64"	18'	83"
OCC2DE-DW-12-4	NO	1	60 3/4"	64"	24'	83"
OCC2DE-DW-15-4	NO	1	60 3/4"	64"	30'	83"
OCC2DE-DW-09-6	YES	2	29 9/16"	64"	18'	83"
OCC2DE-DW-12-6	YES	2	29 9/16"	64"	24'	83"
OCC2DE-DW-15-6	YES	2	29 9/16"	64"	30'	83"
OCC2DE-WH-09-4	NO	1	73 3/4"	77"	18'	83"
OCC2DE-WH-12-4	NO	1	73 3/4"	77"	24'	83"
OCC2DE-WH-15-4	NO	1	73 3/4"	77"	30'	83"
OCC2DE-WH-09-6	YES	2	36 1/16"	77"	18'	83"
OCC2DE-WH-12-6	YES	2	36 1/16"	77"	24'	83"
OCC2DE-WH-15-6	YES	2	36 1/16"	77"	30'	83"
OCC2DE-TW-09-4	NO	1	86 3/4"	90"	18'	83"
OCC2DE-TW-12-4	NO	1	86 3/4"	90"	24'	83"
OCC2DE-TW-15-4	NO	1	86 3/4"	90"	30'	83"
OCC2DE-TW-09-8	YES	3	27 3/4"	90"	18"	83"
OCC2DE-TW-12-8	YES	3	27 3/4"	90"	24'	83"
OCC2DE-TW-15-8	YES	3	27 3/4"	90"	30'	83"

### OPTIONAL ACCESSORIES:



#### Trashcan

*Trashcans keep parking lots clean and support a positive brand image.*




#### Signage

*Standard and Custom signs are available and sold separately.*



#### Chain with Lock

*Lock and chain set secures carts in the cart corral overnight.*




#### Door Guard Bumper

*Rubber bumpers protect vehicle doors from damage.*



#### Cart Retrieval Strap

*15' strap allows for the efficient retrieval of multiple shopping carts at once.*



#### Powder Coating

*Available on corral headers or the entire corral to enhance visibility and brand colors.*

*Freight Class: 250*

*NMFC Code: 164390-S3*